
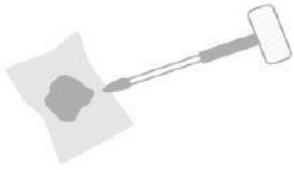
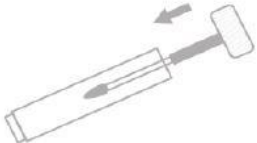




FloraPrep™ Collection and Preservation Kit

Sample Collection Precautions:

- If stool preservative liquid in collection tube comes in contact with eyes and/or skin, wash thoroughly with water.
- Do not ingest stool preservative liquid.
- Keep out of reach of children.

Sample Collection Procedures:

<p>1) Open sealed package. Remove collection tube.</p>	
<p>2) Carefully unscrew cap; use scoop to retrieve stool from toilet paper (no more than 1 scoop). <i>Note:</i> do not retrieve samples from toilet water</p>	
<p>3) Emerge stool sample into preservative liquid. <i>Note:</i> Tighten cap to prevent leaking</p>	
<p>4) Vigorously shake kit/tube to thoroughly mix sample with preservative. <i>Note:</i> shake to remove chunks of samples</p>	
<p>5) Fill out package label with information, stick on tube, and place into provided bag.</p>	
<p>6) After completed, send the following items: <ul style="list-style-type: none"> ◦ Consent form to laboratory ◦ Completed sample kit ◦ Personal information </p>	